

INVERTER Wall Mounted


Simple design with energy saving.

For ASYG07/09/12LE For ASYG14LE For ASYG07/09/12LE

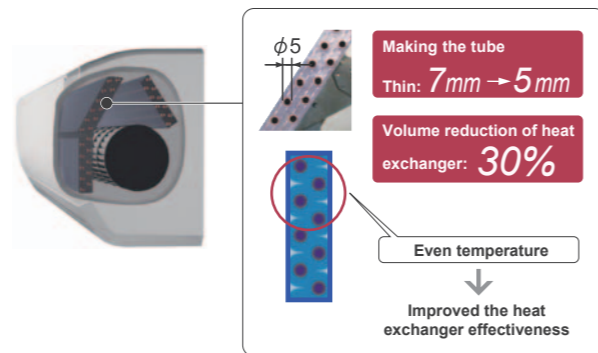
CLASS ALL CLASS ALL CLASS ALL CLASS ALL
A DC A DC A DC A DC

ASYG07LE NEW ASYG09LE NEW ASYG12LE NEW ASYG14LE NEW

Compact design

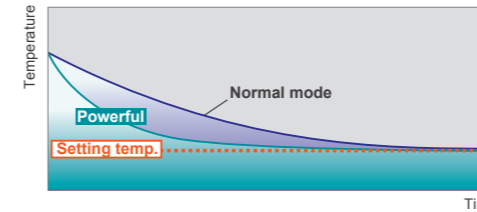


High density heat exchanger arrangement



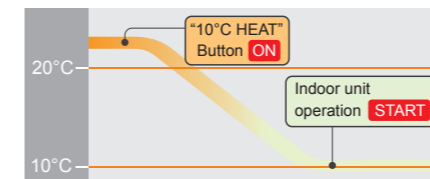
Powerful Operation

20 minutes continuous operation by maximum airflow and maximum compressor speed is possible. Rapid cooling and heating makes the room comfortable quickly.



10°C HEAT Operation *Only available with Wireless RC.

The room temperature can be set to go no lower than 10°C, thus ensuring that the room does not get too cold when not occupied

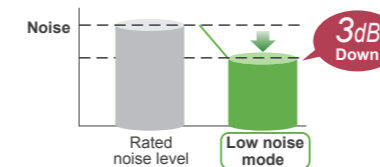


Caution

- When the room temperature is higher than 10°C, "10°C HEAT" operation does not start. Operation starts and maintains the room temperature at 10°C for 48 hours when the temperature drops below 10°C.
- When "10°C HEAT" operation stops, the room set temperature quickly returns to the preset temperature.

Low Noise Mode for Outdoor Unit

Low noise mode of outdoor unit can be selected by wireless remote controller.



Easy maintenance



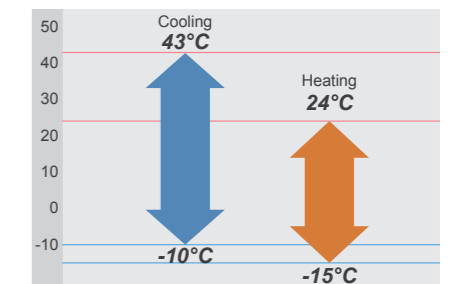
Filter sign display
Indicates the filter cleaning period by lamp.

Quiet operation

Cooling mode (07/09/12TYPE)

Fan speed Noise level
Quiet 21dB(A)

Low ambient operation



Optional parts

- Wired Remote Controller: UTB-YUD
- Communication Kit: UTY-XCBXE
- External Connect Kit: UTY-XWZX

Specifications

Model No.	Indoor unit		ASYG07LE	ASYG09LE	ASYG12LE	ASYG14LE
	Outdoor unit		AOYG07LE	AOYG09LE	AOYG12LE	AOYG14LE
Power Source	V/∅/Hz		230/1/50	230/1/50	230/1/50	230/1/50
Capacity	Cooling	kW	2.1	2.5	3.4	4.0
	Heating	kW	3.0	3.2	4.0	5.0
Input Power	Cooling/Heating	kW	0.47/0.69	0.64/0.75	0.92/0.99	1.11/1.31
EER - Energy Class	Cooling	W/W	4.47-A	3.91-A	3.70-A	3.62-A
COP - Energy Class	Heating	W/W	4.38-A	4.27-A	4.04-A	3.83-A
Running Current	Cooling/Heating	A	2.7/3.5	3.5/3.8	4.4/4.7	5.3/6.0
Moisture Removal		l/h	1.3	1.3	1.8	2.1
Noise (Indoor)	Cooling H/M/L/Q	dB(A)	43/38/31/21	43/38/31/21	43/38/31/21	*
Noise (Outdoor)	Cooling		45	45	50	49
Airflow Rate (High)	Indoor / Outdoor	m³/h	690/1720	690/1720	690/1830	*
Net Dimension H x W x D	Indoor	mm	260X790X198	260X790X198	260X790X198	280X790X203
		kg(lbs)	7.5(16.5)	7.5(16.5)	7.5(16.5)	8.0(17.6)
	Outdoor	mm	540X660X290	540X660X290	540X660X290	540X790X290
		kg(lbs)	23(50.6)	23(50.6)	29(63.8)	35(77)
Piping Connections (Small / Large)		mm	6.35/9.52	6.35/9.52	6.35/9.52	6.35/12.7
Drain Pipe Diameter (Inner/Outer)		mm	16/29	16/29	16/29	16/29
Max Pipe Length (Chargeless)		m	20(15)	20(15)	20(15)	20(15)
Max Height Difference			15	15	15	15
Operation Range	Cooling	°CDB	-10~43	-10~43	-10~43	-10~43
	Heating	°CDB	-15~24	-15~24	-15~24	-15~24
Refrigerant			R410A	R410A	R410A	R410A

* Data were not available at time of production.

Dimensions Models: ASYG07LE / ASYG09LE / ASYG12LE / ASYG14LE

