

# INVERTER Wall Mounted

Simple & Elegant Appearance Design

(24) V-PAM (18/30) i-PAM Double Adjust Restart Changeover HEAT Economy Sleep Program Filter Ion AF Wash

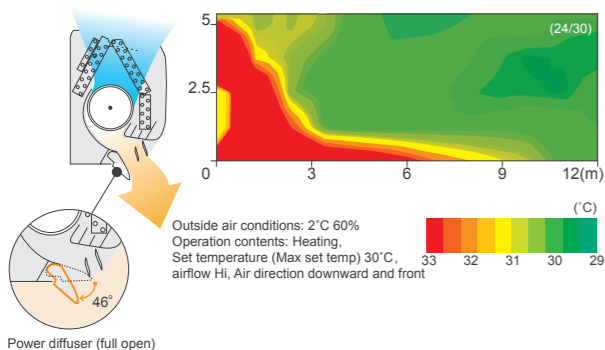
(18) (24/30) Wireless R.C.  
 For ASYG18LF For ASYG24LF For ASYG30LF

**CLASS ALL**  
**A DC**  
**ASYG18LF NEW**

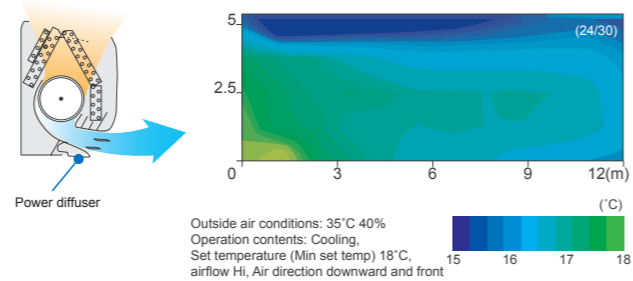
**CLASS ALL**  
**A DC**  
**ASYG24LF NEW**

**CLASS ALL**  
**A DC**  
**ASYG30LF NEW**

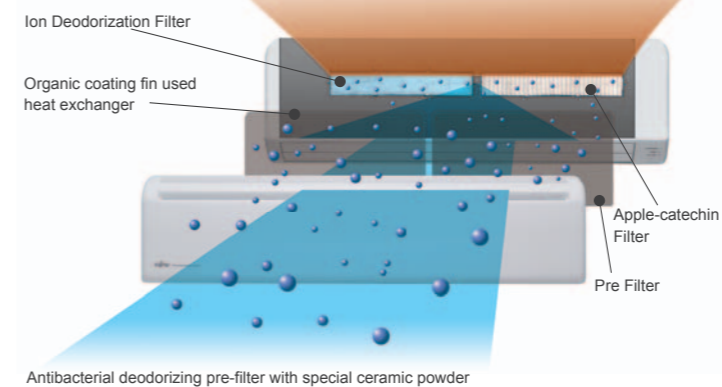
“Vertical airflow” provides powerful floor level heating



“Horizontal airflow” does not blow cool air directly at the occupants in the room



## Air conditioner filter features



### Long-life\* Ion Deodorization Filter

The filter deodorizes by powerfully decomposing absorbed odors using the oxidizing and reducing effects of ions generated by the ultra-fine-particle ceramic.

(\*The filter can be used for approx. 3 years if it is washed under water to restore its surface action when it is dirty.)

✦ Using different filters at both sides

### Apple-catechin Filter

Fine dust, invisible mold spores, and harmful microorganisms are absorbed onto the filter by static electricity, and further growth is inhibited and deactivated by the polyphenol extracted from apples.

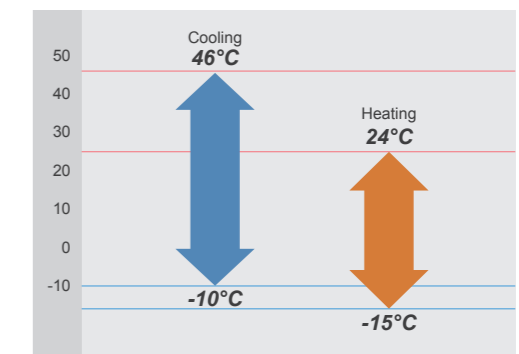
## Flexible Installation

	18 type	24 type	30 type
Max. Piping Length	25m	30m	50m
Max. Height	20m	20m	30m

## Easy maintenance

Simplification of drain pan cleaning improves maintenance-ability.

## Low ambient operation



## Optional parts

Wired Remote Controller: UTB-YUD  
External Connect Kit: UTY-XWZX

## Specifications

Model No.	Indoor unit		ASYG18LF	ASYG24LF	ASYG30LF
	Outdoor unit		AOYG18LF	AOYG24LF	AOYG30LF
Power Source	V/Ø/Hz		230/1/50	230/1/50	230/1/50
Capacity	Cooling	kW	5.20(0.9~6.0)	7.10(0.9~8.0)	8.00(2.9~9.0)
	Heating	kW	6.30(0.9~9.1)	8.00(0.9~10.6)	8.80(2.2~11.0)
Input Power	Cooling/Heating		1.52/1.71	2.20/2.21	2.49/2.44
EER - Energy Class	Cooling		3.42-A	3.23-A	3.21-A
COP - Energy Class	Heating		3.68-A	3.61-A	3.61-A
Running Current	Cooling/Heating		6.8/7.6	9.7/9.8	10.9/10.7
Moisture Removal			2.8	2.7	3.2
Noise (Indoor)	Cooling	H/M/L/Q	43/37/33/26	47/42/37/32	48/42/37/33
Noise (Outdoor)	Cooling		51	52	53
Airflow Rate (High)	Indoor/Outdoor		900/2070	1100/2340	1100/3600
			mm	320X998X238	320X998X238
Net Dimension H x W x D	Indoor		kg(lbs)	14(30.8)	14(30.8)
	Outdoor		mm	620X790X298	578X790X315
Piping Connections (Small / Large)			kg(lbs)	40(88)	61(135)
			mm	6.35/12.8	6.35/15.88
Drain Pipe Diameter (Inner/Outer)			mm	16/29	16/29
Max Pipe Length (Chargeless)			m	25(15)	30(15)
Height Difference				20	30
				20	30
Operation Range	Cooling	°CDB	-10~46	-10~46	-10~46
	Heating	°CDB	-15~24	-15~24	-15~24
Refrigerant			R410A	R410A	R410A

## Dimensions Models: ASYG18LF / ASYG24LF / ASYG30LF

